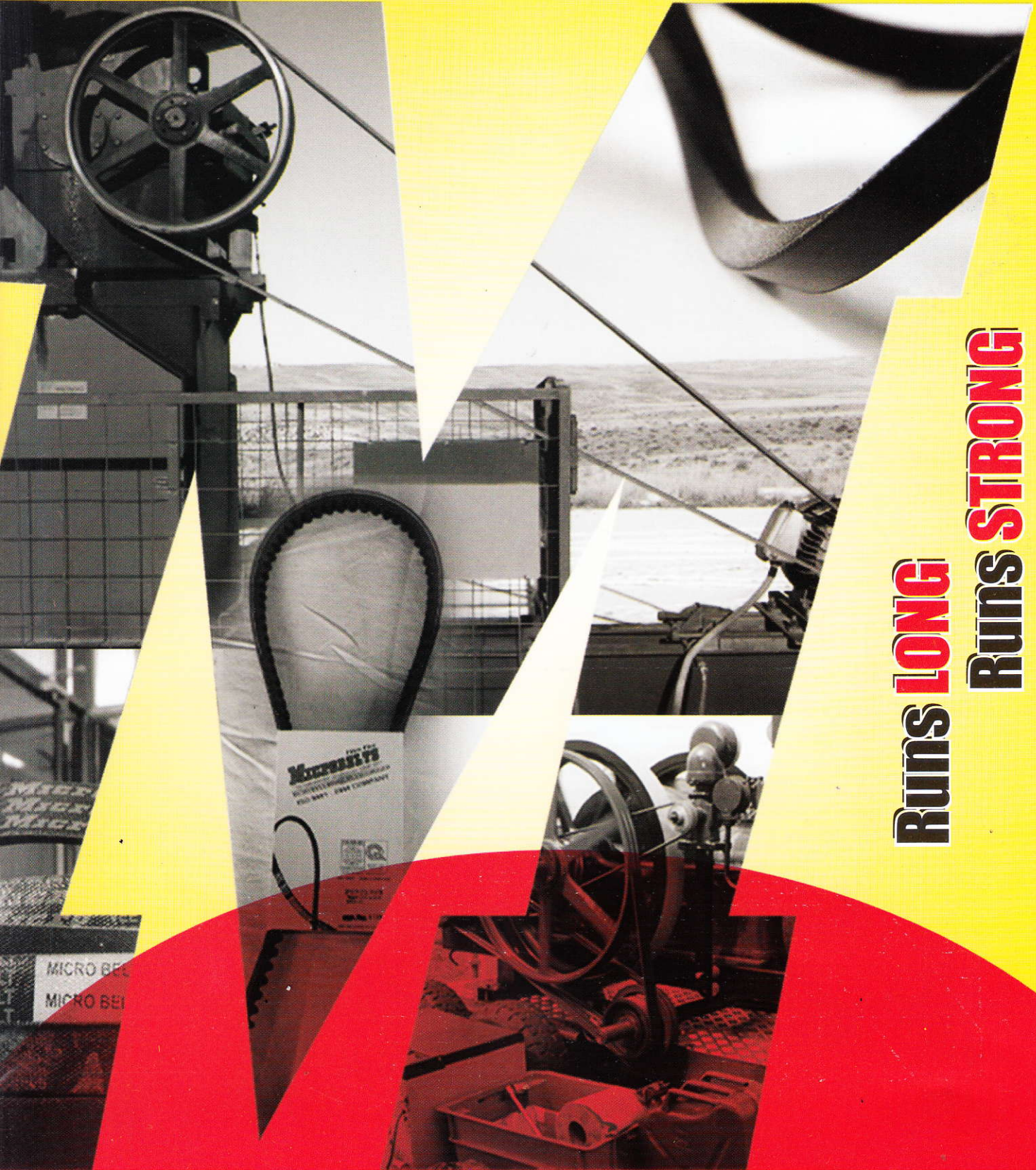


IS 2494
(PART 1)
CML 3961374



MICRO

Constant Power Drive



Runs LONG
Runs STRONG

MICRO BELT
MICRO BELT


FOR THE
MicroBelt
MICRO BELT
100-1000 1000-10000

MICRO VEE BELTS

MICRO VEE BELTS are the results of the latest research and development and are designed to give great strength and flexibility with marked resistance to wear. Constant supervision through the manufacturing process along with the stringent quality control measures contribute to provide the product which will give long life under standard conditions of service.

MANUFACTURING PROCESS

MICRO VEE BELTS are made truly endless by a reinforcing member of specially made polyester cords impregnated with rubber accurately located on the neutral axis of the belt section. The cords are embodied in resilient cushion rubber and the rubber forming the base of the section is compounded to give low internal friction. This is then encased in the fabric which is rubberised with the high abrasive resistant rubber compounds. These are then vulcanised under pressure to get the best quality VEE Belts.



Anti-static jacket

Hard – wearing, abrasion – resistant fabric
Re-inforced with POLYCHLOROPRENE COMPOUND
Protects from wear, fatigue, heat, oil, rot and environmental ageing.

Cushion rubber

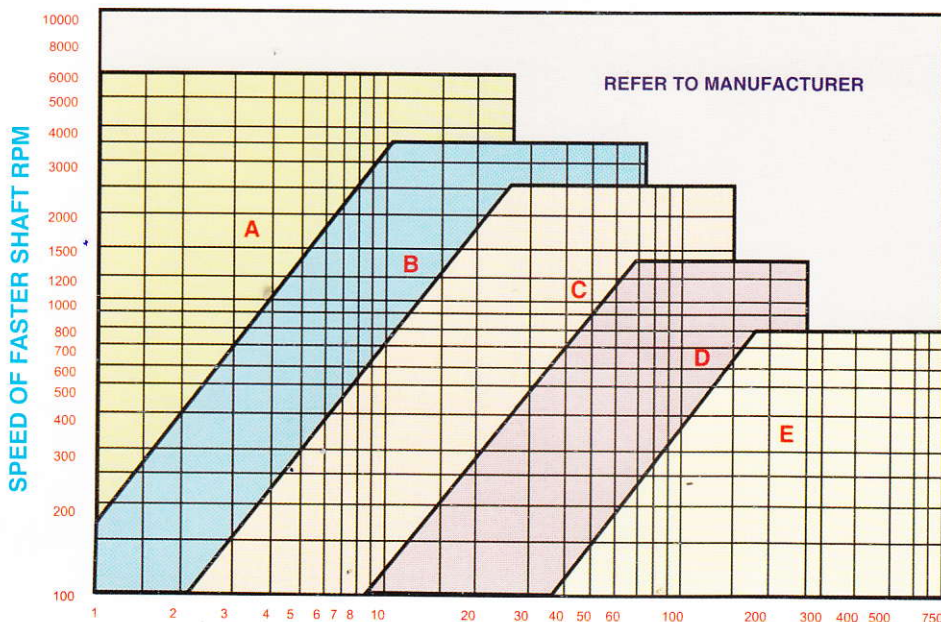
Layer of resilient, heat dissipating cushion rubber.
Encasing the polyester cord.

Cord

High strength, low stretch polyester cord ensures
01. Less than 50% strength
02. High resistance to heat built up
03. Resistance to moisture and humidity without growth or shrinkage.

Base rubber

Special compounded or low internal friction.
Ideal foundation for the cord.



DESIGN POWER IN KW
FIG. A SELECTION OF V-BELT CROSS SECTION

TECHNICAL GUIDE LINES: SELECTION OF TYPE OF MICRO VEE BELT SELECTION

Selection of the most favorable VEE Belt section can be facilitate by the use of the adjacent figure. In border line cases, alternative design calculations may be necessary to determine the best solution to drive problem.

MATCHING OF MICRO VEE BELTS

The belts running on a multiple VEE Belts drive should be in matched roles. In order to avoid uneven distribution of load. It is recommended that the belts having same grading number should be used on a particular drive.

It is also recommended that users should not mix belts of different makes in one drive.

IS: 2494-1974

RAW EDGED COGGED BELT

Anti static cover

It is made of rubberised fabric consisting of polyester-cotton. It is Antistatic. Otherwise the belt as would become electrostatically charged in use, thus causing spark formation.

Reinforcing material


It consists of "Polyester-Steif cord" which is characterised by high strength low elongation and good resistance to fraying. The reinforcing material is bonded to the rubber by the special direct bonding compound, the cord embedded compound.

Core compound

The belt core has the task of transmitting the energy. It consists of a hard core compound made of Polychloroprene rubber which is distinguished by good dynamic behaviour. It is suitable for smaller pulley diameters. It has resistance to ozone, ageing, oil and abrasion resistance.


Raw edged moulded cogs

Moulded cogs made out of Polychloroprene rubber.



POLY VEE BELTS

Poly V-Belts (RIB) have four sections – the covering, cushion rubber, the tensile cord and the compression rubber. The big difference between the two belts is in the profile. The RIB belt is ribbed, wider and thinner, which gives it the greater flexibility around smaller pulleys. It was designed to run off the backside of the belt as well as the ribs. This allows the RIB belt to power "Serpentine" drives - drives that require power to be transmitted from both sides of the belt.



Tension Cord

Composed of special cord with high tensile strength and low elongation.

Compression Rubber

Fibre reinforced, truncated rib profile for higher load-carrying capacity and better wear.

Cushion Rubber

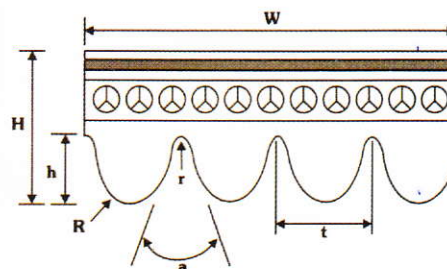
Strong adherence to the tension member and keeps it at correct position.

Cover Compound

Oil, ozone and abrasion resistant compound made out of chloroprene rubber for long trouble free operator.

POLY V-BELTS (N-Number of Ribs)

Section		PH	PJ	PK	PL	PM
Top Width	(mm)"t"	1.6	2.34	3.56	4.70	9.40
Thickness	(mm)"H"	2.6	3.6	4.8	7.6	13.3
Angle	Degree	40	40	40	40	40
	(mm)	450-2500	450-2500	450-5080	450-5080	450-5080



V- BELTS SECTION DETAILS WITH LENGTH CONVERSION TABLE

CLASSICAL SECTION V- BELTS

SECTION		Z	A	B	C	D	E
Top Width	(mm) "W"	10	13	17	22	32	38
Thickness	(mm) "T"	6	8	11	14	19	23
Angle	degree	40	40	40	40	40	40
	(inch)	18-90	18-200	21-275	36-358	75-408	150-650

WEDGE SECTION V- BELTS

SECTION		SPZ	SPA	SPB	SPC
Top Width	(mm) "W"	10	13	17	22
Thickness	(mm) "T"	8	10	14	18
Angle	degree	40	40	40	40
	(mm)	487-3550	700-4500	1000-8000	2000-12500

HIGH CAPACITY NARROW V- BELTS & HEXAGONAL V- BELTS

SECTION		3V	BB
Top Width	(mm) "W"	9.7	17
Thickness	(mm) "T"	8	14
Angle	degree	40	40
	(inch)	27.5-160	50-350

CONICAL & LIGHT DUTY BELTS

SECTION		C	FHP
Top Width	(mm) "W"	22	9.5
Thickness	(mm) "T"	25	5.5
Angle	degree	40	40
	(inch)	70-400	20-60

COGGED V- BELT SECTION DETAILS WITH LENGTH CONVERSION TABLE

CLASSICAL SECTION COGGED V- BELTS

SECTION		ZX	AX	BX	CX	DX
Top Width	(mm) "W"	10	13	17	22	32
Thickness	(mm) "T"	6	8	11	14	19
Angle	degree	40	40	40	40	40
	(inch)	18-90	18-200	21-200	36-200	36-200

WEDGE SECTION COGGED V- BELTS

SECTION		XPZ	XPA	XPB	XPC
Top Width	(mm) "W"	10	13	17	22
Thickness	(mm) "T"	8	10	14	18
Angle	degree	40	40	40	40
	(mm)	487-2000	500-2500	500-5080	500-5080

BANDED BELTS

SECTION		RAX	RBX	R3VX
Top Width	(mm) "t"	13	17	9.7
Thickness	(mm) "H"	10	13	10
Angle	degree	36	36	36
	(inch)	23-200	23-200	23-200

WEDGE SECTION COGGED V- BELTS

SECTION		3VX	5VX	8VX
Top Width	(mm) "W"	9.7	15.8	25.4
Thickness	(mm) "T"	8	14	23
Angle	degree	40	40	40
	(inch)	20-200	20-200	90-200

NYLON FABRIC REINFORCED FLAP PATCHES - For Tyre Industry

Flap is a rubber product used to protect the automatic tube from damage by the tyre rim. The flap has a circular opening through which the Tube Valve Stem comes out and projects out of the rim for air filling. This circular opening is highly prone to cuts by the Tube Stem.

In order to protect the Valve Tube Area of the flap, our company has developed a nylon fabric reinforced patch. The patch is made from 1260/2 Nylon tube cord fabric, which is rubberised and backed by a fast curing cushion gum.

The fabric patch can be applied directly on a warm flap after removing the polythene backing or on a cooled flap using rubber solution.

The nylon reinforce fabric patch protects the Valve hole region of the flap cuts due to the movement of the valve stem during service. Presently we are supplying this product to all the major tyre companies in India.



SIZES PRESENTLY MANUFACTURED

Flap Code	Size
16 N	7.00/7.50/8./25/9,00-16
20 N	9.00/10.00-20
20 RR	11.00/12.00-20
24 RR	12.00-24
20 N Radial	9.00/10.00 R 20
20 RR Radial	11.00/12.00 R 20

LIST OF CUSTOMER IN INDIA

01. Ceat Tyres Ltd.
02. Apollo Tyres Ltd.
03. Goodyear Tyres Ltd.
04. J. K. Tyres LTD.
05. Vikrant Tyres Ltd.
06. Birla Tyres Ltd.

ADVANTAGES

01. Increase of strength
02. Life of flap increases by atleast 60%
03. Cost effectiveness

APPLICATION

On tyre flap at the valve hole region shown in above picture



NYLON PROTECTOR

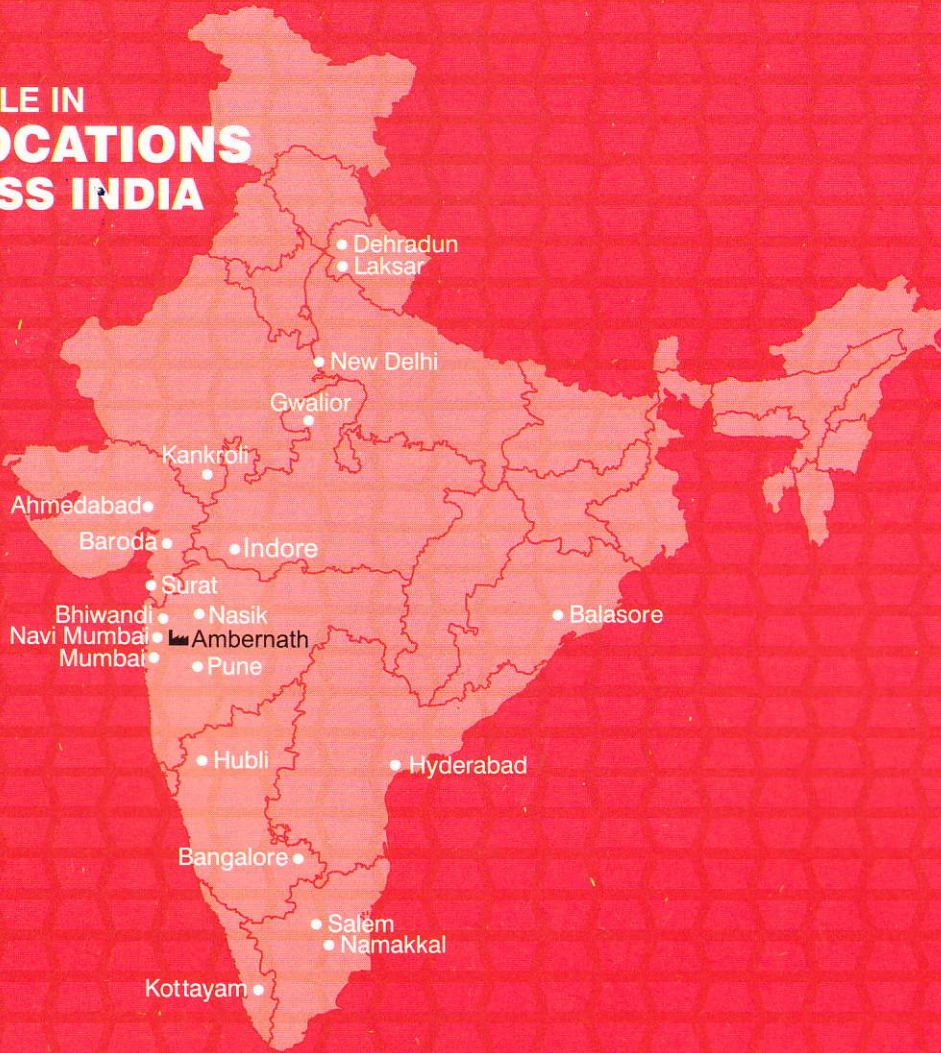
- In order to protect valve tube area of the flap, nylon protector has been introduced.
- It is directly pressed at the valve hole region.
- The material used is nylon 66, which has high thermal resistance.



METAL PROTECTOR

- For radial tyres where the load is more, metal protectors are preferred.

AVAILABLE IN
21 LOCATIONS
ACROSS INDIA



MICROBELTS
TOMORROWS TECHNOLOGY TODAY

MICRO
Constant Power Drive

COMPANY ADDRESS
MICRO BELTS AND TYRES PVT. LTD.
Plot No. 60 & 63, Morivali M. I. D. C.

Tel: +91 251 2682727 / 4440
Telefax: +91 251 2684460
Email: microbelts@gmail.com

